


Draw pictograms (2, 5 and 10)


I Here is some fruit.



a) Complete the tally chart.

Fruit	Tally	Total
Apples	1	6
Oranges		10
Bananas	II	12

b)



I will use a circle for each piece of fruit.


Draw Dora's pictogram.

Key

= 1 piece of fruit

Fruit	
Apples	
Oranges	
Bananas	

c)



I will use a circle for every 2 pieces of fruit.

Draw Tommy's pictogram.

Key

= 2 pieces of fruit

Fruit	
Apples	
Oranges	
Bananas	

d) Whose pictogram do you prefer? Why?

- 2 Class 2 vote for whether they would like to play tennis, football or netball.

The tally chart shows the votes.

Sport	Tally	Total
Tennis		5
Football		20
Netball		10

- a) Complete the pictogram.

Sport	
Tennis	●
Football	○ ○ ○ ○
Netball	○ ○

Key

● = 5 votes



- b) Complete the pictogram.

Sport	
Tennis	○
Football	○ ○
Netball	●

Key

● = 10 votes



- 3 The tally chart shows the weather for 55 days.

Weather	Tally
Sun	
Cloud	
Rain	

- a) Draw a pictogram to show this information
Choose your own key.

E.g.

Weather	
Sun	○ ○ ○
Cloud	○
Rain	○ ○

Key

○ = 10 days



- b) Compare pictograms with a partner.
What is the same? What is different?

