

Pictograms

1 The pictogram shows the number of ice creams sold each day.

| Day | Number of ice creams sold |
|-----------|---------------------------|
| Monday | |
| Tuesday | |
| Wednesday | |
| Thursday | |
| Friday | |
| Saturday | |
| Sunday | |

Key = 5 ice creams

a) On which day were the most ice creams sold?

Saturday

b) On which two days were 20 ice creams sold?

Monday & Friday

c) How many ice creams were sold on Thursday?

10

d) How many more ice creams were sold on Friday than Thursday?

10

e) More ice creams were sold in total on Saturday and Sunday than during the rest of the week.

Do you agree? No

Show your workings.

2 The pictogram shows the colour of cars parked in a car park.

| Colour | Number of cars in car park |
|--------|----------------------------|
| Red | |
| Blue | |
| White | |
| Yellow | |

Key = 2 cars

a) How many parked cars are red?

10

b) How many parked cars are blue?

9

c) How many cars are parked in total?

36

d) Write a question about the pictogram.

Various answers.





Can a partner answer your question?

- 3 Class 3 are asked how many pets they have.
Here are the results.

| | |
|------------------------------|----|
| Children with 0 pets | 8 |
| Children with 1 pet | 14 |
| Children with 2 pets | 9 |
| Children with 3 or more pets | 2 |

- a) Eva starts a pictogram to show the results.
Complete the pictogram and the key.

Key  = 2 pets

| Pets | |
|----------------|--|
| 0 pets |  |
| 1 pet |  |
| 2 pets |  |
| 3 or more pets |  |

- b) How did you know what value to choose for the key?






- 4 Amir wants to use a pictogram to represent this data.

| | |
|-----------|--------------------------|
| | Minutes spent on the bus |
| Monday | 60 |
| Tuesday | 20 |
| Wednesday | 50 |
| Thursday | 50 |
| Friday | 80 |

- a) What symbol could Amir use? Draw a key to show what each symbol represents.

Various answers e.g.  = 10 minutes

- b) Draw the pictogram for Amir.

| | | | | |
|---|---|---|---|---|
|  |  |  |  |  |
| Monday | Tuesday | Wednesday | Thursday | Friday |

- c) Compare pictograms with a partner.

What is the same and what is different?