

# RAPUNZEL ACTIVITY

## TO DO:

Rapunzel is stuck in the tower. She needs to escape. Can you use the items in Rapunzel's Tower to help her get down safely?

## ACTIVITY INSTRUCTIONS: WHAT WILL CHILDREN BE DOING?

In this activity, children will act as engineers in order to help Rapunzel escape.

Set up a 'Tower' and put a Rapunzel in it. This could just be a toy on a table, or you could build a tower from bricks or paper if you wanted to!

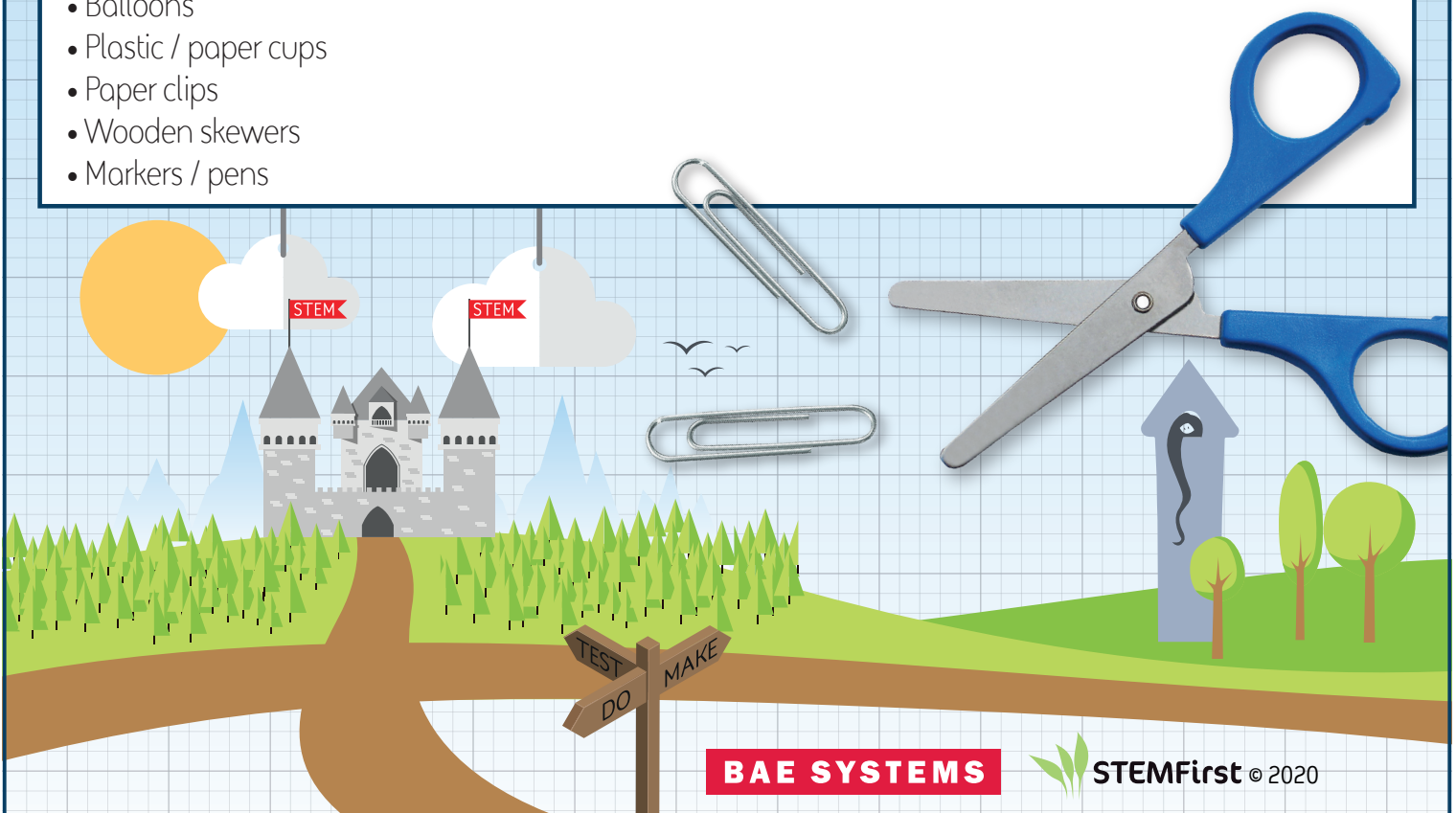
Talk to children about the challenge and about what Rapunzel needs. Look at the resources and come up with some ideas. How could she get down? Then start designing a solution!


Work together to build, test and improve a design and then allow the children to demonstrate how their design works, telling you what they did and what they used. They are now working just like real engineers!

## RESOURCES IN HER TOWER COULD INCLUDE:

Use the following to build something to help her get out of the tower. These are just suggestions – just use items you have available.

- Paper or card
- Tape
- Scissors
- Lolly sticks
- Balloons
- Plastic / paper cups
- Paper clips
- Wooden skewers
- Markers / pens





# RAPUNZEL ACTIVITY

## STEM IN THE STORY:

Can you make a list of everything in the story that uses Science, Technology, Engineering and Maths? Engineers are needed to design and build houses and towers, but they also work in the food industry making machines to harvest crops or designing automatic watering systems.

## HELPFUL HINTS:

What different ways are there to get out of the tower? Could you create something to help Rapunzel fly, jump or climb down safely, or is there another way? Maybe a clever slide or parachute is how she escapes. Maybe she can fly away on a paper aeroplane or build some ladders to get down. It is up to you!

Need inspiration? Then look at our STEM Ambassadors examples!

## TALK TO YOUR LITTLE ENGINEERS ABOUT:


The skills Rapunzel has that make her a good engineer?

What happened when you tested the design?

The design – which are the best bits and why?

## FOLLOW ON ACTIVITY:

Investigate the tallest towers in the world. Why not see how high you can build a tower out of paper, LEGO or even spaghetti! You could be a structural engineer with those skills!



## TAKE CARE:

In all of these activities please make sure you are working safely. Please have fun but supervise your children to make sure your environment is safe and you take care with any craft equipment or materials you are using. Engineers and Scientists always do!

